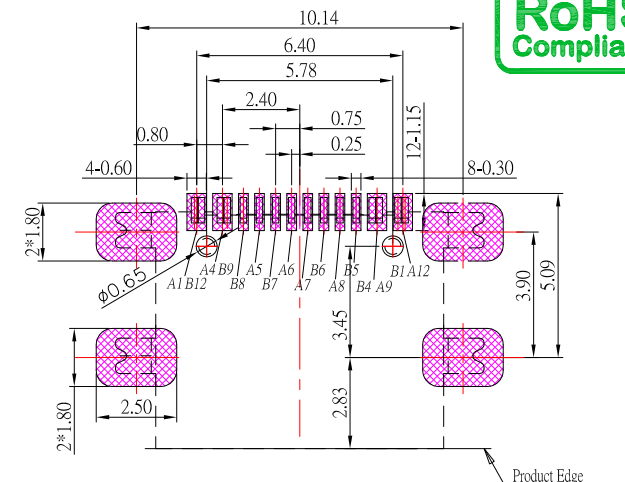




SBC-160S6-20x-S412

鍍層厚度:

Blank : 1u"
2 : 15u"
3 : 30u"



P.C.B LAYOUT MOUNTING PATTERN

SPECIFICATIONS

Electrical:

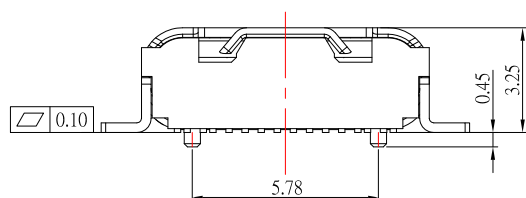
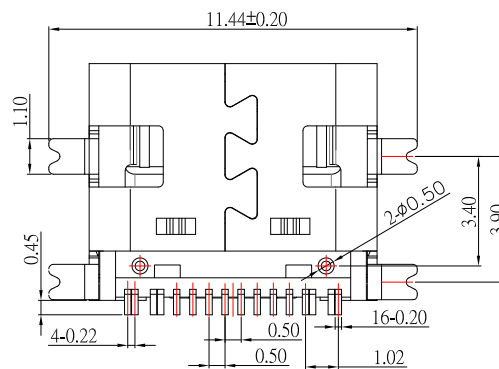
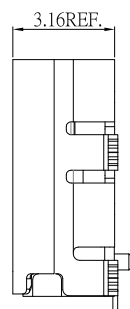
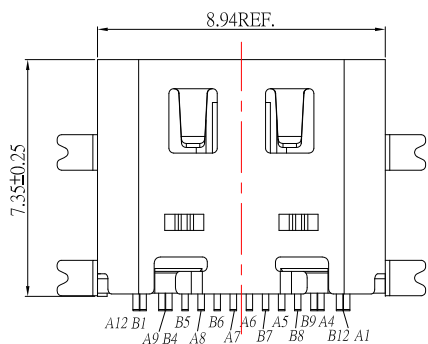
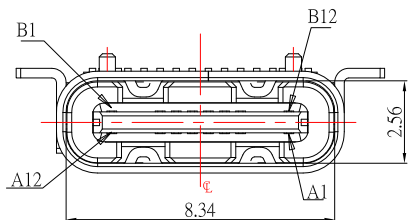
1. Rating: 5.0A
1. Contact Resistance: 40 mΩ Max
2. Insulation Resistance: 100 MΩ Min
3. Dielectric Withstanding Voltage: 150V AC

Material:

1. Housing: LCP
2. Contact: C7025
3. Shell: SUS

Finish:

1. Contact: Plated Gold in Mating Area ;
Gold Plated on Solder Balls ;
Nickel under plated overall
2. Shell: Nickel under Plated surface layer



A1	GND	B12	GND
A4	VBUS	B9	VBUS
A5	CC1	B8	SBU2
A6	D+	B7	D-
A7	D-	B6	D+
A8	SBU1	B5	CC2
A9	VBUS	B4	VBUS
A12	GND	B1	GND
PIN	SIGNAL NAME	PIN	SIGNAL NAME

5	新增PIN定義	Jack	022023
4	更新圖面	Jack	081122
3	更新樣式	Jack	011221
2	更新圖面	Jack	010621
1	更新及新增尺寸	Jack	110520
ITEM NO.	DESCRIPTION	DRAWN	DATE

CONTACT 建倚科技股份有限公司
CONTACT TECHNOLOGY CORP.

TOLERANCE UNLESS OTHERWISE STATED:
 Up to 5 ±0.2
 Above 5 ~ 15 ±0.3
 Above 15 ~ 30 ±0.4
 Above 30 ~ 50 ±0.5
 Angle ±0.3°

3RD. ANGEL'S

UNITS MM

DRAWN BY:	DATE	MAT'L	TITLE	CONNECTOR
Jack Lu	02/20/23			
CHECKED BY:	DATE	FINISH	MODLE	TYPE CF TYPE CF 16P 全貼有柱有彈
Jacky Chen	02/20/23			
APPROVED BY:	DATE	SCALE	DWG NO.	SBC-160S6-20x-S412
Tony Kao	02/20/23	1 : 1	PART NO.	SBC-160S6-20x-S412
		SHEET NO.	1 of 1	SIZE A4
				VER R5